

Penny Pangolin and the Baboon Bully

By Wayne D. Kramer

Theme / Message

Write what you think is the theme or message of the story below.
There may be more than one.

Story Concepts

Characters:

Setting:

Favorite Part:

Vocabulary Find

Find the following vocabulary words in sentences written below. Write the sentence in the blank. Circle the vocabulary word.

bullying

humiliated

sheer

Story Concept Questions

1. Why does Penny feel conflicted about standing up for Edith?
2. What does Penny's father mean when he says, "Try to be a better pangolin?"
3. How does Penny show forgiveness to Bobo despite his behavior?

Kindness

Penny shows kindness to others throughout the story.

Kindness - being caring, helpful, and thoughtful to others.

What are some ways that you show kindness?

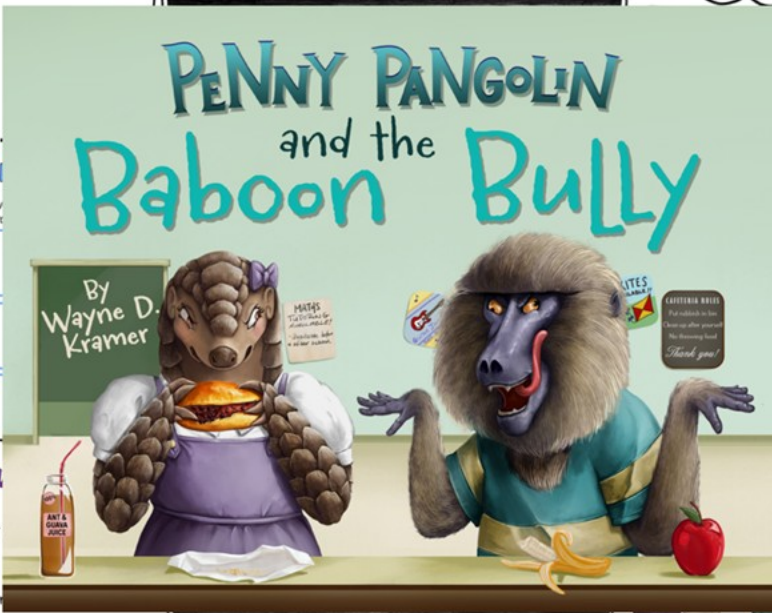
Feelings

Color the face(s) you think Edith felt when Penny stood up for her.

sad, disappointed, angry, excited, confused, surprised, happy

Text-Connections

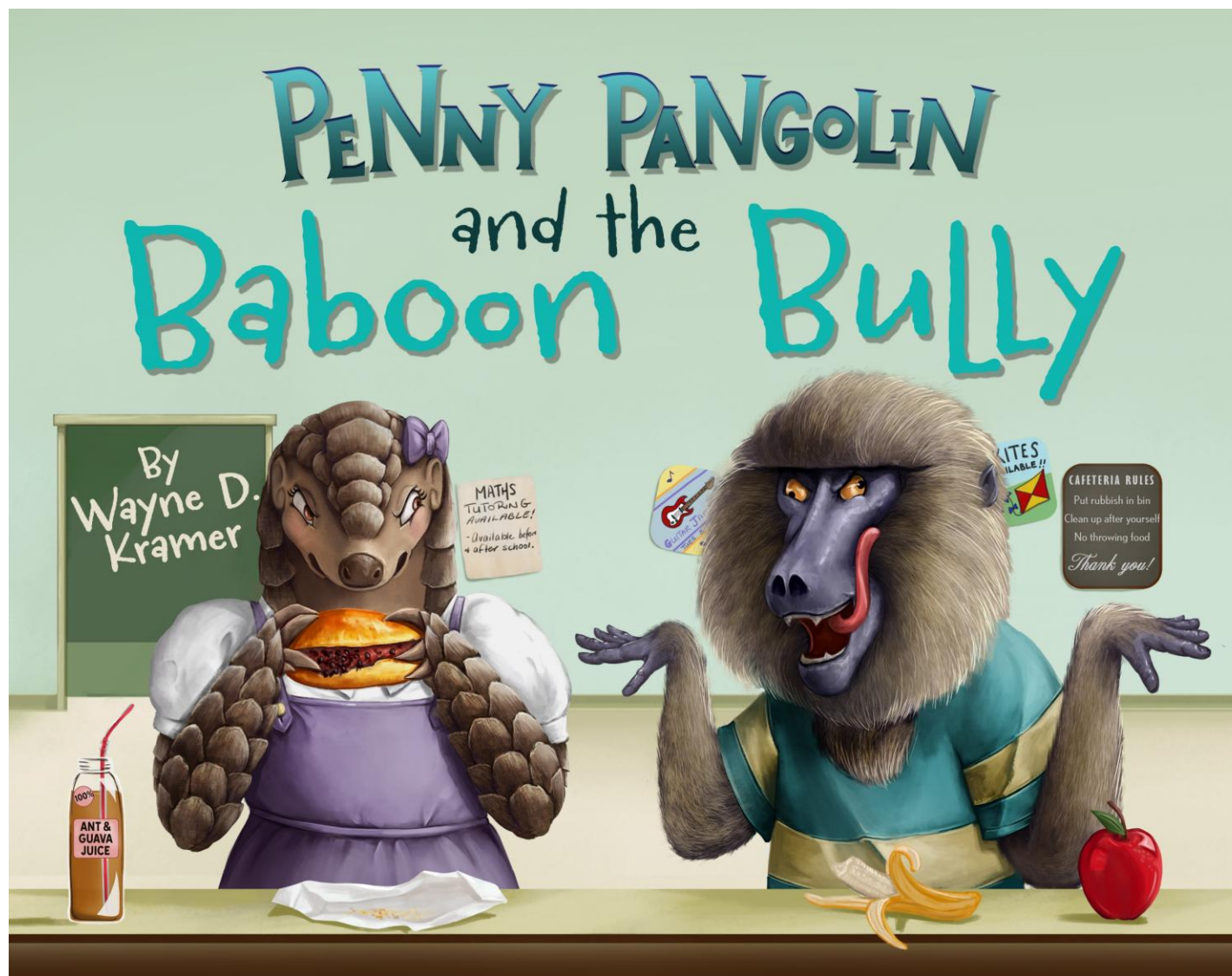
Draw or write about a time you stood up for someone or someone stood up for you and how it made you feel in the box to the right.



15 pages & 9 activities
Printable and Digital



Click on the cover of the book to be taken directly to purchase.



WHAT IS INCLUDED IN THIS RESOURCE:

Intended Audience: Ages 6-8

- Digital Integration: The digital world is where education is heading. Teachers are expected to incorporate digital components into their classrooms. This resource has it covered! With interactive activities, writing prompts that allow students to type their responses, and the ability for teachers to assign specific pages of the resource to their students and review and grade their submitted assignments, this resource becomes even more valuable.
- Character Education: Teaching to the WHOLE child and not just focusing on academics is critical. This resource weaves life lessons, character traits, and important social-emotional learning virtues. The concepts explored in this book include conflict resolution, bullying, and friendship.
- Standards-Based: No matter what state you teach in, the activities and lessons in this resource are standards-based. Just SOME of the standards that are covered are:

Predicting
Story Concepts
Main Characters
Setting
Problem / Solution

Summarizing
Text Connections
Writing Prompts
Vocabulary

Story Comprehension
Open-ended Questioning
Science: Identifying animals and
researching/analyzing creature
attributes and facts.

What do you predict (think) the book
Penny Pangolin and the Baboon Bully will be about?



Predicting

Theme / Message

Write what you think is the theme or message of the story below.

There may be more than one.



Summary

Uses few words to give the most important part of the story.

S

Somebody

Who is the
main
character?

W

Wanted

What does the
main
character
want?

B

But

What is the
problem?

S

So

How does the
character try
to solve the
problem?

T

Then

How does the
story end?

Summarizing

In your own words,
write a couple of
sentences from the
story's beginning,
middle, and end.
Put it all together, and
you will have the
summary of the story.

Beginning:

B

Middle:

M

End:

E



Story Concepts



Characters:

Setting:

Problem:

Favorite Part:

Solution:

Story Concept Questions

1. Why does Penny feel conflicted about standing up for Bobo?
2. What does Penny's father mean when he says, "Trying to hurt him back won't make him a nicer baboon?"
3. How does Penny show forgiveness to Bobo despite his behavior?
4. What does the story teach about handling bullying?



Story Concept Questions

Answer Key

1. Why does Penny feel conflicted about standing up for Bobo?

Penny feels conflicted about standing up for Bobo because he had been mean to her, but she realized standing up for him is the right thing to do.

2. What does Penny's father mean when he says, "Trying to hurt him back won't make him a nicer baboon?"

Penny's father means that retaliation doesn't solve problems and can make things worse.

3. How does Penny show forgiveness to Bobo despite his behavior?

Penny shows forgiveness to Bobo by inviting him to play badminton with her friends after he bullied her and standing up for him when Otis was making fun of him.

4. What does the story teach about handling bullying?

The story teaches that kindness, standing up for others, and seeking help from trusted adults are effective ways to handle bullying.

Vocabulary Find



Find the following vocabulary words in sentences within the text.
Write the sentence in the blank. Circle the vocabulary word within the sentence.

bullying

humiliated

sneer

kindhearted

Context Clues



Now read the sentence you found the word in and use context clues to write the word's definition in your own words.

bullying

humiliated

sneer

kindhearted

Penny shows kindness to others throughout the story.

Kindness

Kindness– being caring, helpful, and thoughtful to others.

List some ways that Penny shows kindness to others in the story.

1.

2.

What are some ways that you show kindness?

“You’re a **kindhearted** pangolin,” added Penny’s mother.
“Let him and everyone else see that.”

Kindhearted – Being really nice and caring about others.

How did Penny handle Bobo’s bullying in a kind way?



Feelings

In the story, Penny stands up for Edith when Bobo was bullying her. Color the emotion(s) you think Edith felt when Penny stood up for her.



sad



disappointed



angry



excited



confused



surprised



happy

Text-Connections

Draw or write about a time you stood up for someone or someone stood up for you and how it made you feel in the box to the right.


Critter Match

Directions: Color each dot to make each critter and its correct name have the same-colored dot.


Scan the QR code to read facts about a couple of the book's critters.




Glassy Tiger
Butterfly




Blue Crested
Lizard



Rose-winged
Parakeet



Giant Panda



Small Indian Civet

Write down an interesting fact you learned or researched about one of the critters on this page.

Critter Match

Directions: Color each dot to make each critter and its correct name have the same-colored dot.

Scan the QR code
to read facts
about a couple of
the book's critters.



Answer Key



Glassy Tiger
Butterfly



Blue Crested
Lizard



Rose-winged
Parakeet



Giant Panda



Small Indian Civet

Write down an interesting
fact you learned or
researched about one of
the critters on this page.



GOOGLE SLIDES LINK:

FOR THE DIGITAL SECTION OF YOUR RESOURCE:

WHAT YOU NEED TO DO TO GET STARTED:

1. Download link for the Google Slide product (by clicking the star icon at the bottom of this page and make a copy.
2. Have access to the internet and a Google account. (FREE)
3. Open this file in your own Google Drive and engage while in the edit mode.

THIS IS YOUR MASTER TEMPLATE!

Click the **STAR** below to make a master copy on Google.

2. Once you make your master copy and rename it to the title of your choice, you can assign it to your students in Google Classroom, on their Google Drives, on Canvas, etc.

*There are multiple platforms that you can use this digital file with.

**To show and/or explain how to complete the assignment to your students, download it as a PowerPoint from your Google doc.

If you notice an issue with your file or notice an error, please contact me at:

kristen@thebrightcookie.com

I will be more than happy to sort it out!

CLICK HERE



Terms of Use

you may:

- Use free and purchased items for your own classroom students, or your own personal use.
- Reference this product in blog posts, at seminars, professional development workshops, or other such venues, only if credit is given to The Bright Cookie at www.thebrightcookie.com, and it links back to this presentation.

*Authors and Publishers who hired The Bright Cookie to create this resource can use it for commercial purposes or as they deem necessary.

you may not:

- Claim this work as your own, alter the files in any way, or remove copyright/watermarks.
- Sell the files or combine them into another unit for sale/free.
- Post this document for sale/free elsewhere on the internet (this includes Google Drive links in blogs).

Thank you for abiding by universally accepted codes of professional ethics while using this product. If you encounter an issue with your file, notice an error, or are in any way experiencing a problem, please contact Kristen@thebrightcookie.com.

Credits

Thank you to all the incredible artists who contributed to this resource with their beautiful design elements and expertise!

Click on the picture of Wayne D. Kramer, the author, to be taken directly to his website.

