

Penny Pangolin and the Missing Ant Cake

By Wayne D. Kramer



Find the Following:

Find a place where you make a connection. What is it?

Find a turning point in the book.

Find a place where you wish you could ask the author a question. What is the question?

Find a sentence that made you feel happy.

Find a sentence where the author used simile. Write the sentence and circle the words.

Quote Analysis
Self-to-Text Connections
What had the right to be upset about Penny taking the ants from her own backyard? Explain.

Vocabulary Color Match
Write from the vocabulary word to make a match to correct definition.

LEASANT	Blue	To capture means to catch someone so they can't get away.
PROWL	Red	To drink or eat something when you look up, stop or a drink food.
CURPED	Green	Plants that look like big bunches of hay, grass, branches and some other things.
PTURED	Purple	A type of bird with a long brightly colored feathers.
BRUSH	Yellow	To move around quietly, secretly, looking for something, or something to catch.
UFFED	Orange	To breathe out loudly, like when you're angry or frustrated.

Sequence of Events Story Cards

ONE: Cut out the story cards and glue them in the order they happened in the story on the "Sequence of Events" card.

Summarizing

Beginning: **B**

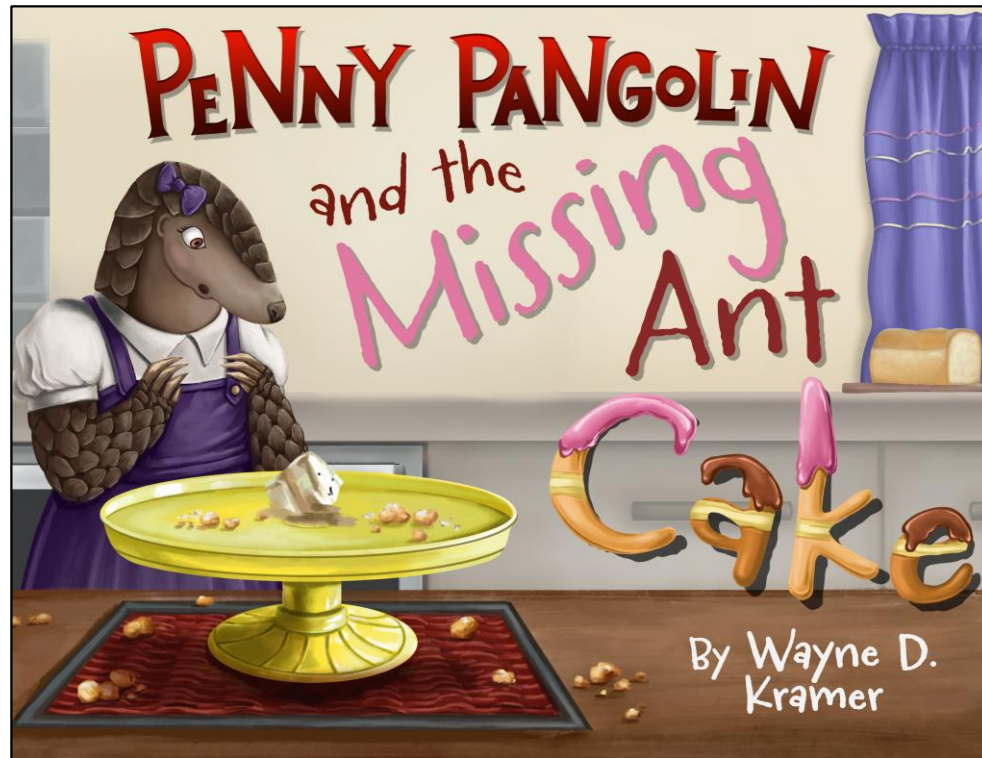
PENNY PANGOLIN and the Missing Ant Cake
By Wayne D. Kramer

24 pages & 10 activities

Printable and Digital



Click on the cover of the book to be taken directly to purchase.



WHAT IS INCLUDED IN THIS RESOURCE:

Intended Audience: Ages 3-8

- Digital Integration: The digital world is where education is heading. Teachers are expected to incorporate digital components into their classrooms. This resource has it covered! With interactive activities, writing prompts for students to type their responses, and the ability for the teacher to assign the pages of the resource to his/her students and review/grade their submitted assignments, this resource is even more valuable.
- Character Education: Teaching the WHOLE child and not just focusing on academics is critical. This resource weaves life lessons, character traits, and important social-emotional learning virtues. The concepts within this book are friendship, forgiveness, and sharing. This is similar to what is sometimes known to educators as "SEL components."
- Standards-Based: No matter what state you teach in, the activities and lessons in this resource are standards-based. Just SOME of the standards that are covered are:

Predicting
Story Concepts
Main Characters
Setting
Problem / Solution
Theme

Summarizing
Text Connections
Creative Writing
Writing Prompts
Vocabulary

Sequencing
Story Comprehension
Open-ended Questioning
Quote Analysis

What do you think the book Penny Pangolin and the
Missing Ant Cake is going to be about?



Predicting





Write what you think the theme or message of the story is below.

Theme / Message



Summary

Uses few words to give the most important part of the story.

S

Somebody

Who is the
main
character?

W

Wanted

What does the
main
character
want?

B

But

What is the
problem?

S

So

How does the
character try
to solve the
problem?

T

Then

How does the
story end?

Summary

Uses few words to give the most important part of the story.

S Somebody Who is the main character?	W Wanted What does the main character want?	B But What is the problem?	S So How does the character try to solve the problem?	T Then How does the story end?
---	---	--	---	--

Summary

Uses few words to give the most important part of the story.

S Somebody Who is the main character?	W Wanted What does the main character want?	B But What is the problem?	S So How does the character try to solve the problem?	T Then How does the story end?
---	---	--	---	--

Summary

Uses few words to give the most important part of the story.

S Somebody Who is the main character?	W Wanted What does the main character want?	B But What is the problem?	S So How does the character try to solve the problem?	T Then How does the story end?
---	---	--	---	--

Summarizing

In your own words,
write a couple of
sentences from the
beginning, the middle,
and the end of the
story.

Put it all together, and
you will have the
summary of the story.

Beginning:

B

Middle:

M

End:

E



Story Concepts

CHARACTERS:

SETTING:

PROBLEM:

FAVORITE PART:

SOLUTION:





Sequence of Events Story Cards



Directions: Cut out the story cards and glue them in the order they happened in the story on the "Sequence of Events" page.



and the Missing Aunt Cake

Sequence of Events: Recording Sheet

Cut out the picture cards and glue them in the order they happened in the story.

1

2

3

4

5

6

What was your favorite part of the story? Why?

Sequencing of Events

ANSWER KEY for printable and digital

1.



2.



3.



4.



5.



6.



Quote Analysis

Self-to-Text Connections

Do you think Edith had the right to be upset about Penny taking ants from her own backyard? Explain.



"They went into the kitchen with eager stomachs."

In your own words, write what you think the above quote means.



Find the Following:

Your favorite picture and describe it:


Find a place where you make a connection. What is it?

Find a turning point in the book:

Find a place where you wish you could ask the author a question. What is the question?

Find something that made you feel happy:

Find an interesting verb the author used. Write the sentence and circle the verb.



Vocabulary Color Match

Color the circle of the definition the same color as its matching vocabulary word.

 **PHEASANT**


 **PROWL**


 **SLURPED**


 **CAPTURED**

 **BRUSH**


 **HUFFED**


 To capture means to catch something or someone so they can't get away.

 To drink or eat something noisily, like when you suck up soup or a drink with a loud sound.

 Plants that look like big brushes, with lots of thin, twiggy branches and leaves close together.

 A type of bird with a long tail and brightly colored feathers.

 To move around quietly secretly like a cat, looking for something, usually food or something to catch.

 To breathe out loudly, like when you are tired, angry or frustrated.

Vocabulary Color Match

ANSWER KEY for printable colored version and DIGITAL version

 **PHEASANT**


 **PROWL**


 **SLURPED**


 **CAPTURED**


 **BRUSH**


 **HUFFED**


 To capture means to catch something or someone so they can't get away.

 To drink or eat something noisily, like when you suck up soup or a drink with a loud sound.

 Plants that look like big brushes, with lots of thin, twiggly branches and leaves close together.

 A type of bird with a long tail and brightly colored feathers.

 To move around quietly secretly like a cat, looking for something, usually food or something to catch.

 To breathe out loudly, like when you are tired, angry or frustrated.

Story Comprehension

How did Penny and Vin protect Edith when the Black Panther was around?



"She got herself in there," Penny huffed. "She can get herself back out!"

Do you think this is a kind statement that Penny said?
Why do you think Penny said this?

What made Penny change her mind and go into the jungle to find Edith?



Penny loves her mom's ant cake.
What is your favorite dish that someone in your family makes? Describe it.

"Doesn't Edith know that the jungle is dangerous?" asked Vin.

In your opinion, write some reasons why the jungle can be dangerous.



GOOGLE SLIDES LINK: FOR THE DIGITAL SECTION OF YOUR RESOURCE:

WHAT YOU NEED TO DO TO GET STARTED:

1. Download link for the Google Slide product (by clicking the star icon at the bottom of this page and make a copy).
2. Have access to the internet and a Google account. (FREE)
3. Open this file in your own Google Drive and engage while in the edit mode.

THIS IS YOUR MASTER TEMPLATE!

Click the **STAR** below to make a master copy on Google.

2. Once you make your master copy and rename it to the title of your choice, you can assign it to your students in Google Classroom, on their Google Drives, on Canvas, etc.

*There are multiple platforms that you can use this digital file with.

**To show and/or explain how to complete the assignment to your students, download it as a PowerPoint from your Google doc.

If you notice an issue with your file or notice an error, please contact me at:

kristen@thebrightcookie.com

I will be more than happy to sort it out!

CLICK HERE



Terms of Use

you may:

- Use free and purchased items for your own classroom students, or your own personal use.
- Reference this product in blog posts, at seminars, professional development workshops, or other such venues, only if credit is given to The Bright Cookie at www.thebrightcookie.com, and it links back to this presentation.

*Authors and Publishers who hired The Bright Cookie to create this resource can use it for commercial purposes or as they deem necessary.

you may not:

- Claim this work as your own, alter the files in any way, or remove copyright/watermarks.
- Sell the files or combine them into another unit for sale/free.
- Post this document for sale/free elsewhere on the internet (this includes Google Drive links in blogs).

Thank you for abiding by universally accepted codes of professional ethics while using this product. If you encounter an issue with your file, notice an error, or are in any way experiencing a problem, please contact Kristen@thebrightcookie.com.

Credits

Thank you to all the incredible artists who contributed to this resource with their beautiful design elements and expertise!

Click on the picture of Wayne D. Kramer, the author, to be taken directly to his website.

