

# Penny Pangolin

## and the Tablet Turmoil

By Wayne D. Kramer



### Favorite Part

Write about your favorite part of the story.

Draw a picture of your favorite part.

### Empathy Exercise

Discuss how Penny feels when she loses her tablet.

How can we show empathy to friends who feel sad?

### Penny Pangolin and the Tablet Turmoil

1	What gift does Penny receive from her Aunt Petunia?
2	Why is Penny's mother hesitant about Penny keeping the tablet?
3	What does Penny notice about people in the park during her family vacation?
4	What happens when Penny uses her tablet at dinner?
5	What does Penny realize when she loses her tablet?
6	What lesson does Penny learn?

### True or False

After reading the story, decide if the following statements are true or false. Color the bubbles in green if it's a true statement. Color the bubbles in red if the statement is false.

Penny's Aunt Petunia gives her a brand-new tablet.

Penny uses her tablet to chat with friends in faraway countries.

Penny's parents think it's okay for her to use the

Penny enjoys the countryside and talking with

### Summarizing

### Critter Match

Directions: Color each dot to make each critter and its correct name have the same-colored dot.

☐ Oriental Garden Lizard

☐ Common Kingfisher

☐ Golden-Winged Laughingthrush

☐ Red-Tailed Laughingthrush

Write down an interesting fact you learned or researched about one of the critters on this page.

27 pages & 13 activities  
Printable and Digital



Click on the cover of the book to be taken directly to purchase.



# WHAT IS INCLUDED IN THIS RESOURCE:

## Intended Audience: Ages 3-8

- Digital Integration: The digital world is where education is heading. Teachers are expected to incorporate digital components into their classrooms. This resource has it covered! With interactive activities, writing prompts that allow students to type their responses, and the ability for teachers to assign specific pages of the resource to their students and review and grade their submitted assignments, this resource becomes even more valuable.
- Character Education: Teaching the WHOLE child and not just focusing on academics is critical. This resource weaves life lessons, character traits, and important social-emotional learning virtues. The concepts within this book include tablet safety, empathy, and learning to do things in moderation. This is similar to what is sometimes known to educators as "SEL components."
- Standards-Based: No matter what state you teach in, the activities and lessons in this resource are standards-based. Just SOME of the standards that are covered are:

Predicting  
Story Concepts  
Main Characters  
Setting  
Problem / Solution

Summarizing  
Text Connections  
Writing Prompts  
Vocabulary

Story Comprehension  
Open-ended Questioning  
Science: Identifying animals and  
researching/analyzing creature  
attributes and facts.





What do you predict (think) the book  
Penny Pangolin and the Tablet Turmoil will be about?

Predicting



# Summarizing

In your own words,  
write a couple of  
sentences from the  
story's beginning, middle,  
and end.

Put it all together, and  
you will have the  
summary of the story.

Beginning:

B

Middle:

M

End:

E



# Story Concepts

Characters:



Setting:

Problem:

Solution:

# Favorite Part

Write about your favorite part of the story.

---

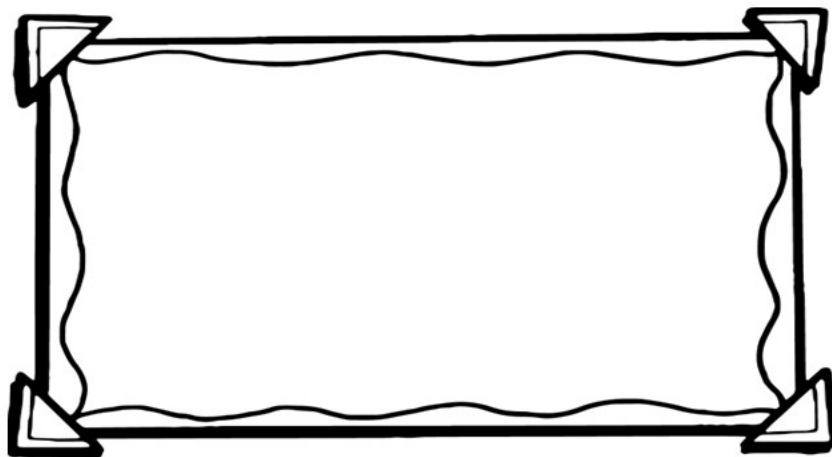
---

---

---

---

Draw a picture of your favorite part of the story.





# Theme/ Message

What is the theme or message of the story?



What is the theme or message of the story?

This image shows a full page of handwriting practice paper. It features ten identical rows of horizontal guidelines. Each row is defined by three lines: a solid top line, a dashed middle line, and a solid bottom line. The rows are evenly spaced across the page, providing ample room for practicing letter formation and alignment. There is no text or other markings on the page.



and the Tablet Turmoil

# Story Concept Questions

1. Why does Penny's mother think losing the tablet might be a good thing?
2. How does Penny's field trip change her perspective?
3. What lesson does Penny's story teach children and adults?
4. How does Penny's relationship with her tablet evolve throughout the story?







and the Tablet Tumbler

# Story Concept Questions

## Answer Key

1. Why does Penny's mother think losing the tablet might be a good thing?

She believes it will help Penny realize she's been spending too much time on it and neglecting other important things.

2. How does Penny's field trip change her perspective?

Penny enjoys the beauty of nature and connecting with friends, which feels less stressful than keeping up with her tablet.

3. What lesson does Penny's story teach children and adults?

It teaches the importance of screen safety, moderation, and appreciating the world around us.

4. How does Penny's relationship with her tablet evolve throughout the story?

Penny initially loves her tablet but later learns to use it less and prioritize real-world experiences.



# Penny Pangolin and the Tablet Turmoil

## ROLL-A-PROMPT

### TEACHER PAGE:

#### Materials Needed:

Prompt Card

Response sheet (Unless this activity is done as whole group, and this sheet is not required.)

Pencil

**Option:** A real die or the digital dice spinner.  
(Link to spinner on the next slide.)

Student Directions: Roll the dice or spinner and answer the prompt next to the number you rolled. You and your partner continue rolling until both of you have answered all the prompts either verbally to each other or on the response sheet.



Penny Pangolin and the Tablet Turmoil	
	What gift does Penny receive from her Aunt Petunia?
	Why is Penny's mother hesitant about Penny keeping the tablet?
	What does Penny notice about people in the park during her family vacation?
	What happens when Penny uses her tablet at dinner?
	What does Penny realize when she loses her tablet?
	What lesson does Penny learn about screen time?

# Penny Pangolin and the Tablet Turmoil



What gift does Penny receive from her Aunt Petunia?



Why is Penny's mother hesitant about Penny keeping the tablet?



What does Penny notice about people in the park during her family vacation?



What happens when Penny uses her tablet at dinner?



What does Penny realize when she loses her tablet?



What lesson does Penny learn about screen time?









# Penny Pangolin and the Tablet Turmoil







## ROLL-A-PROMPT

Directions: Roll the dice or spinner and answer the prompt next to the number you rolled. You and your partner continue rolling until both of you have answered all the prompts either verbally to each other or on the response sheet.

### RESPONSE SHEET

# Penny Pangolin and the Tablet Turmoil

	What gift does Penny receive from her Aunt Petunia?	Penny receives a tablet from her Aunt Petunia.
	Why is Penny's mother hesitant about Penny keeping the tablet?	Penny's mother thinks Penny is too young to have her own tablet and is concerned about her using it too much.
	What does Penny notice about people in the park during her family vacation?	Penny notices that everyone in the park is busy on their tablets and not enjoying the beautiful day.
	What happens when Penny uses her tablet at dinner?	Penny gets so distracted by her tablet that she doesn't notice her food has already been served.
	What does Penny realize when she loses her tablet?	Penny realizes that she has been spending too much time on her tablet and neglecting other important things.
	What lesson does Penny learn about screen time?	Penny learns that screens are okay in moderation but shouldn't distract her from enjoying the real world and completing her responsibilities.

**FOR THIS ACTIVITY, YOU WILL USE  
EITHER DIE OR THE DICE SPINNER.**



Click on the hyperlink below to be taken  
to the digital spinner.



[Dice 1-6 Spinner](#)



# True or False



After reading the story, decide if the following statements are true or false. Color the bubbles in green if it's a true statement. Color the bubbles in red if the statement is false.

Penny's parents never use their phones or tablets.

Penny's Aunt Petunia gives her a brand-new tablet.

Penny uses her tablet to chat with friends in faraway countries.

Penny loses her tablet during her field trip.

Penny's parents think it's okay for her to use the tablet without any restrictions.

Penny enjoys the countryside and talking with friends during her field trip.

# True or False



## Answer Key

After reading the story, decide if the following statements are true or false. Color the bubbles in green if it's a true statement. Color the bubbles in red if the statement is false.

Penny's parents never use their phones or tablets.

Penny's Aunt Petunia gives her a brand-new tablet.

Penny uses her tablet to chat with friends in faraway countries.

Penny loses her tablet during her field trip.

Penny's parents think it's okay for her to use the tablet without any restrictions.

Penny enjoys the countryside and talking with friends during her field trip



# Vocabulary Memory Directions

Students will play this game like the traditional Memory game.

Once they flip over the vocabulary word and its matching definition, they get to keep that pair of cards.

At the end of the game, the student with the most cards wins.

\* Teachers could also use this as an informal or formal assessment that involves the vocabulary learned from the text. Students can cut and paste each of the cards in matching pairs on a piece of manila paper.

# Vocabulary Memory Cards

nocturnal



keratin



endangered



responsibility



moderation



breathhtaking





# Vocabulary Memory Cards

Active at night.



A substance found  
in hair, nails, and  
pangolin scales.




At risk of  
extinction.



Being accountable  
for one's actions.



Using something  
within reasonable  
limits.



Something that is so  
amazing and beautiful  
that it makes you  
think, wow!



# Vocabulary Memory Cards

monitor



approve



appeared



agitated



rummaged



defensive



# Vocabulary Memory Cards

To check on something to make sure everything is ok.



To say something is okay. Saying "yes" to something.



To come into view



When someone is feeling upset or worried



To search for something in a messy or busy way.



Trying to protect yourself or your feelings.





# Penny Pangolin and the Tablet Turmoil

## DESIGN A TABLET SAFETY POSTER

### TEACHER PAGE:

#### Materials Needed:

My Tablet Safety Poster Printable (2 options)

Poster paper (If you want students to use this instead of the printable sheet)

Pencil


Crayons, markers

Student Directions: Create a poster with tips for using tablets responsibly, such as "Take breaks," "Listen to adults," and "Enjoy the real world."










# My Tablet Safety Poster



# My Tablet Safety Poster



# Empathy Exercise



Discuss how Penny feels when she loses her tablet.

How can we show empathy to friends who feel stressed or upset?

# Moderation

Moderation – Using something within reasonable limits.

In the story, Penny's parents tell her that she can keep the tablet if she uses it in moderation. When Penny asks her parents if she can keep her tablet her father says "But don't use it too often".



What are some things that need moderation in your life?  
Discuss with a partner and list them below.



# Critter Match

Directions: Color each dot to make each critter and its correct name have the same-colored dot.

Scan the QR code to read facts about a couple of the book's critters.



Oriental Garden Lizard



Common Kingfisher



Golden-Winged Laughingthrush



Red-Tailed Laughingthrush



Sunda Flying Lemur

Write down an interesting fact you learned or researched about one of the critters on this page.

# Critter Match

Directions: Color each dot to make each critter and its correct name have the same-colored dot.


Scan the QR code to read facts about a couple of the book's critters.



Oriental Garden Lizard



Common Kingfisher



Golden-Winged Laughingthrush



Red-Tailed Laughingthrush



Sunda Flying Lemur

## Answer Key

Write down an interesting fact you learned or researched about one of the critters on this page.



## GOOGLE SLIDES LINK: FOR THE DIGITAL SECTION OF YOUR RESOURCE:

### WHAT YOU NEED TO DO TO GET STARTED:

1. Download link for the Google Slide product (by clicking the star icon at the bottom of this page and make a copy).
2. Have access to the internet and a Google account. (FREE)
3. Open this file in your own Google Drive and engage while in the edit mode.

## THIS IS YOUR MASTER TEMPLATE!

Click the **STAR** below to make a master copy on Google.

2. Once you make your master copy and rename it to the title of your choice, you can assign it to your students in Google Classroom, on their Google Drives, on Canvas, etc.

\*There are multiple platforms that you can use this digital file with.


\*\*To show and/or explain how to complete the assignment to your students, download it as a PowerPoint from your Google doc.

If you notice an issue with your file or notice an error, please contact me at:

[kristen@thebrightcookie.com](mailto:kristen@thebrightcookie.com)

I will be more than happy to sort it out!

**CLICK HERE**





# Terms of Use

you may:

- Use free and purchased items for your own classroom students, or your own personal use.
- Reference this product in blog posts, at seminars, professional development workshops, or other such venues, only if credit is given to The Bright Cookie at [www.thebrightcookie.com](http://www.thebrightcookie.com), and it links back to this presentation.

\*Authors and Publishers who hired The Bright Cookie to create this resource can use it for commercial purposes or as they deem necessary.

you may not:

- Claim this work as your own, alter the files in any way, or remove copyright/watermarks.
- Sell the files or combine them into another unit for sale/free.
- Post this document for sale/free elsewhere on the internet (this includes Google Drive links in blogs).

Thank you for abiding by universally accepted codes of professional ethics while using this product. If you encounter an issue with your file, notice an error, or are in any way experiencing a problem, please contact [Kristen@thebrightcookie.com](mailto:Kristen@thebrightcookie.com).



# Credits

Thank you to all the incredible artists who contributed to this resource with their beautiful design elements and expertise!

Click on the picture of Wayne D. Kramer, the author, to be taken directly to his website.

